

Cannock Chase Shed Newsletter



Hi folks,

Welcome to the first edition of our (hopefully weekly) newsletter.

Each issue will be packed with articles, pictures, puzzles, quizzes, tips, jokes – virtually anything that you, the members, would like to submit.

Your suggestions are also most welcome.

All submissions should be sent to: annewallbank@talktalk.net

We'd
love to have a
photograph page,
but we need your
pictures...

I'm sure
someone can think of a
better title for us than 'The
Cannock Chase
Newsletter'

Would you
like to help put
the newsletter
together, or
prepare and
submit a regular
page?

How
YOU
can
help

Would you like to
submit a page or
item for the next
issue?

Do you
have an idea of an
item you'd like to see
included? ...please
let us know

Having problems
with a project? ...ask
other members for their
advice.

Shed News

The Puppet Theatre- delivered on time! You might have noticed, in fact it would have been hard to miss, the big puppet theatre which the team managed to complete on time and hand over to Lynn Evans from Friends of Hednesford Park, just before The Shed was mothballed.

The theatre differed from the conventional in that it had to be adapted to accommodate two wheelchair users sitting side by side. The theatre should get it's first outing during the VE day festival to be held in Hednesford park later this year, but, in the current situation it may have to wait a while yet.



A great deal of careful measurements had to be made at the design stage and frequently checked as we worked on the construction. This was the biggest project in terms of size that the Shed has so far, attempted. We had to learn a number of new techniques borrowed from the methods used to construct "flats" used in theatrical stage sets. One nifty little timber fastening we used for the first time was the corrugated fastener. This sharp little plate is hammered into the timbers to be joined and with some glue makes a very secure joint. This saved us a lot of time and avoided us having to make conventional halving joints.

The rest of the construction involved the use of substantial striped canvas strong enough to be used outdoors, split hinges so that the three flats could be dismantled, a roller blind for the drop curtain, a reversible fore stage, a back curtain on a crossbar and rings and guy ropes for outdoor use. There was even time to make an A frame board with a clock on a black chalkboard surface to show the time of the next show.

Lynn was delighted with everything we had done. One thing I had not thought of, how was Lynn going to get the theatre and all the accessories to Hednesford park? Easy, carry it down with three strong helpers all the way down the hill to it's new home! Thanks to all those who helped in the project in any way, and apologies for taking up so much workshop space!

Leslie Jewkes. project leader.

Scrap wood Challenge



I have a piece of ply.

(It was my dad's, and is probably older than I am).

It measures:	cm	45	x	36	x	1
	mm	450	x	360	x	10
...or in old money...		17 1/2	"	x	14"	x 3/8"

What could I make with it?
...let your imagination run wild...

It could make.....one item, or lots of small ones....something practical, pretty, or just fun.....something to go on the wall, in the garden, the garage....

I have access to a good range of hand and power tools,
various hardware, paint, varnish etc.
and would rate my skill level as 'enthusiastic bodger'

Please email me your pictures, plans and suggestions at:
annewallbank@talktalk.net
I will choose one, and post a picture of the completed project.





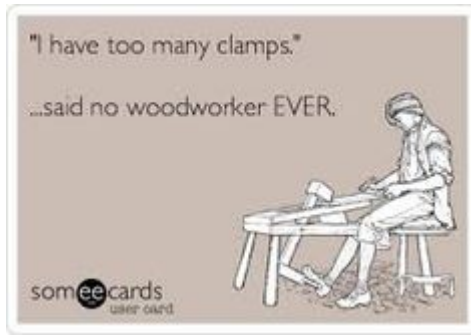


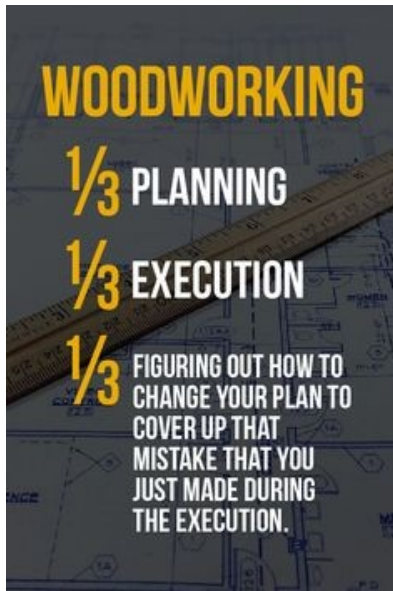
TOOL SHED

S	P	L	B	P	L	I	E	R	S	P	E	E	C
L	L	W	R	E	N	N	A	P	S	L	L	B	O
I	T	A	R	E	V	I	R	D	W	E	R	C	S
A	E	S	C	L	I	N	I	C	C	A	C	M	R
N	A	L	P	D	S	I	L	T	D	V	H	I	E
A	P	L	A	N	E	A	R	A	R	A	I	T	D
W	T	O	S	I	M	I	W	I	A	I	S	R	N
A	A	R	R	P	C	L	L	R	W	E	E	E	A
S	E	C	R	D	H	A	M	M	E	R	L	S	S
G	W	S	R	R	A	B	W	O	R	C	E	A	R
I	N	I	T	I	B	L	L	I	R	D	L	W	E
J	L	E	R	M	A	L	L	E	T	E	E	E	W
L	T	C	I	R	C	U	L	A	R	S	A	W	O
S	P	I	R	I	T	L	E	V	E	L	L	P	P

- ELECTRIC DRILL
- CLAMP
- CROWBAR
- POWER SANDER
- CIRCULAR SAW
- SCROLL SAW
- MITRE SAW
- SPIRIT LEVEL
- PLIERS
- PLANE
- JIGSAW
- CHISEL
- WISE
- MALLET
- SPANNER
- BRADAWL
- DRILL BIT
- HAMMER
- SCREWDRIVER
- NAILS

Play this puzzle online at : <https://thewordsearch.com/puzzle/1032563/>





HUMOUR

Woodchuckles



I've started telling everyone about the benefits of eating dried grapes.

It's all about raisin awareness.

A truck loaded with Vicks vapor rub overturned on the highway.

Amazingly, there was no congestion for eight hours.

Wife texts husband on a cold winter morning:
"Windows frozen, won't open."

Husband texts back: "Gently pour some lukewarm water over it and then gently tap edges with hammer."

Wife texts back 10 minutes later: "Computer really messed up now."

You have reached the end of our first newsletter.
I hope you have enjoyed it.
Feedback, good or bad, would be welcome, I'm new
to this, and learning as I go.

Please can I ask that you don't forward this to anyone else, or
post any of the content on social media, as we don't want to
breach any copyright.

Now it's your turn...

If I'm going to keep producing this, I'll need lots of new content.
So please have a think... what else could we put in here, what
would other members find interesting? – it doesn't need to be
Shed related.

Pictures of our pets? Our gardens? Our past projects? Maybe
we should share tips for coping with lockdown, and requests for
help or advice.

Maybe we should have a chat network, a whatsapp group or
something similar?

All ideas are welcome, if you can contribute a story, a letter, a
question, a picture, or anything else, all the better.

Please take care, in these difficult times.

All contact to:
annewallbank@talktalk.net
01543 520452
07526 636194