

# Read 'awl' about it



## The Lockdown Newsletter from the Cannock Chase Shed

ISSUE No. 7



### This week...

- Motoring Memories
- Remember these?
- The latest thrilling instalment of Robbie the Robot
- Metal bits 'n' bobs...
- Home made Trellis
- Make a copper 'rain chain'
- A very amateur attempt
- For those with more skill
- This week's quiz – Alliterative song titles
- Humour
- Caption competition
- Answers to last week's quiz



Submissions and suggestions to:

[annewallbank@talktalk.net](mailto:annewallbank@talktalk.net)

01543 520452

07526 636194

# Motoring Memories

by Les Thompson

My first car was a 10 year old Ford Consul Cortina, Reg DOL 669C, in Goodwood Green. My dad never owned a car so our knowledge of what to look for when buying one was somewhat limited. Dad got one of his friends to look at a car that someone he knew at work was selling. His knowledgeable friend pronounced it OK, so dad loaned me a £100 to buy it.

I only kept it for two months. Turned out it was a death-trap, the rear suspension being held onto a bit of rusty metal alongside a hole which was big enough to climb through! If only one of us had lifted the boot mat! The front wings were not actually attached at the bottom and created a clattering racket should you get anywhere near 40 mph, which going up Stile Cop proved to be impossible, constantly checking the rear view mirror in case any milk floats were trying to get past. You had to check the fuel level by poking

a bamboo cane into the filler hole to see how much of it got wet, although at least you could put the cane into the well ventilated boot after you used it. The best thing on that car were the quarter lights - very handy on a hot day. I sold the car PDQ to my brother in-law for £80 and am somewhat ashamed to say I never repaid my dad's original £100, despite a few hints over the following years. I have attached the only photo I have of my first 'pride and joy'. The 70's throwback alongside it is me.




**Remember  
These?**





# The next thrilling instalment of Robby Robot by Barry




Progress has been made last week on the next robot challenge - The Crazy Golf. So the idea is to push or trap a golf ball around a course having ramps, rockers, and other nasty objects to navigate, before depositing the ball up a ramp and into the ball drop bucket. The photo shows the 2019 course.



So I've been fettling again and constructed a ball trap that will raise and lower by using another small stepper motor (the 5 wires go to it). The crank on the motor is able to do the raising by remote control.

And yes, the trap circle is a bit of shower hose cut and rejoined. I thought that it would provide flexibility when entering and leaving a ramp or obstacle, and it does.

Heath Robinson I know, but it was all made from bits laying around, and it works very well. All ready for the next challenge no



**Metal bits 'n' bobs  
+ glue / soldering / welding  
= works of art**





# Home Made Trellis

by Dave Causer

As part of our lock down garden improvements Maggie decided that some Trellis on the front of the Garden Shed would look nice. So I got up early and went off to B & Q, arriving at 8am to be at the front of the queue, found the trellis panels - £28 each - they're having a laugh!

As I have a trailer load of pallets that I'd scrounged for "Rugeley in Bloom" planters; I decided to make my own.

Step 1 Break up the pallet and smooth off the wood.

Step 2 Cut the wood to size on a Table Saw.



Step 3 Assemble the Frame.



Step 4

Assemble  
the  
Lattice  
Bars

Step 5 Paint and fix to the Shed.

Step 6 Sit back while the plants grow, and

Step 7 Await further instructions from Maggie.







# Why not try your hand at making a copper rain chain?

## What's a rain chain?

A rain chain is an alternative to a downpipe. Widely used in Japan, their purpose is mainly decorative, to make a water feature out of the rain water that falls from the guttering to the drain or water butt.

A rain chain can be a series of metal cups, chained together and with a hole in the bottom of each one, or chain links that hang vertically. The chain acts as a guide for the water.



## To make the chain in the large picture, you will need:

**1/4" soft copper tubing 3.5 times as long as you'd like the finished chain**

**2" pvc pipe**

**diagonal cutters**

**lead free solder**


**blow torch**

**heavy leather gloves**

**flux**

**pliers**

**Step 1**  
Coil your copper tube around something cylindrical, the size you want the links to be.



**Step 2.**  
Separate the rings. Cutters will flatten the pipe, if this bothers you, they could be sawn.



**Step 3. Join the links.**



**Step 4.**  
Solder the links together (if You want to).

**Step 5.**  
There are various methods of attaching the chain to the guttering.




If you have the time and the skills, your chain could be much more elaborate.




# A Very Amateur Attempt by Anne

I'm sure full sized rain chains are absolutely beautiful, and I'd love to see one in action (as long as it was on someone else's house.) What I had need of, however, is a mini sized one, to channel rainwater from my greenhouse roof into a watering can.



Over the years, I have hoarded a good many items, in the belief that 'one day it'll come in handy'. Although there was no mini copper piping in my collection, I did have five, 50cm or so lengths of thick copper wire that I'd salvaged from some scrap cable. (See, I told you it'd come in handy!)

My first task was to straighten it. I started off by holding one end of the copper in the vise, while I pulled a piece of wood with a hole drilled through it along the length of the wire, tilting it so the wire had to bend to get through. This worked to a degree, although I was terrified the wire would come out of the vise and send me flying out through the garage door. Gav suggested I try using a piece of 1" (ish) plastic conduit instead and this was much more successful.



I then drilled a hole through an old broom handle. After anchoring the end of the wire in the hole, I wound the wire around to make a coil. My first attempt wasn't brilliant as you can see, but I got better each time.

Initially, I separated the links with cutters, but this left uneven edges that didn't close up tightly. I found

that cutting them with a hacksaw, whilst they were still attached to the broom handle worked much better, leaving flat ends that closed up much more cleanly. This meant that my later attempts were much more successful than my first (pictured).




When completed, my 5 lengths of scrap copper wire made 106cm of chain, which was plenty long enough. All that remains to be done now, is to devise an end cap for the gutter that will allow the chain to hang a little further away from the greenhouse frame. (suggestions very welcome)



Pictured left, my rain chain in situ. All I need now is some rain!

I'm considering making something similar for the other side, but maybe with a dish at the bottom for the birds, similar to the one pictured (right).




Gav's been at the amateur hairdressing again. 'Red Cherry' was the colour he chose.






**...and for those of you  
with a greater level of skill...**



**...the possibilities are endless.**



To see incredibly intricate copper water features made by British sculptor Paul Pearce, check out:  
[www.thecoppersculptor.co.uk](http://www.thecoppersculptor.co.uk)

Or click on the following link for video:  
<https://www.youtube.com/watch?v=kQfE41wFqe8>

# This week's quiz

courtesy of Dave and Maggie Causer

ALLITERATIVE SONG TITLES		
AA	THE KINKS	
BB	TAYLOR SWIFT	
BBB	LULU	
CC	THE EVERLY BROTHERS	
CC	K D LANG	
DD	MICHAEL JACKSON	
EE	THE EVERLY BROTHERS	
FF	CLINTON FORD	
GG	THE SEEKERS	
HH	ELVIS PRESLEY	
IIB	VANILLA ICE	
JJ	DONOVAN	
JJF	ROLLING STONES	
LL	BOB DYLAN	
MM	TOMMY JAMES & THE SHONDELLES	
MM	ABBA	
MM	THE BANGLES	
MM	MAMAS PAPAS	
MM	ROD STEWART	MAGGIE MAY
MM	PERRY COMO	
NN	SHIRLEY BASSEY	
OOO	BOBBY BROWN	
OOO	DARYL HALL & JOHN OATES	
PP	ROY ORBISON	
QQQ	PAT BOONE	
RR	DAVID BOWIE	
RR	JUNIOR WALKER & THE ALLSTARS	
RR	THE JACKSONS	
SS	THE BEATLES	
SS	DONOVAN	
SS	THE BEACH BOYS	
SS	PAUL MCCARTNEY & MICHAEL JACKSON	
SS	THE ARCHIES	
TT	ADELE	
UUUUUU	MAJOR LANCE	
VVV	RONNIE HILTON	
WW	CAT STEVENS	
WW	BILLY IDOL	
YY	COASTERS	
YY	GEORGIE FAME	



If the person who named  
Walkie Talkies named  
everything

Stamps - Lickie Stickie  
Defibrillators - Hearty Starty  
Bumble bees - Fuzzy Buzzy  
Pregnancy test - Maybe Baby  
Bra - Breastie Nestie  
Fork - Stabby Grabby  
Socks - Feetie Heatie  
Hippo - Floatie Bloatie  
Nightmare - Screamy Dreamy

Since the snow  
came all the wife  
has done is look  
through the  
window...  
If it gets any  
worse, I'll have  
to let her in....

Someone stole  
my lamp.

I was delighted.

Cycled to the local shop  
for a bottle of gin so we  
didn't run out during the  
lockdown, but as I put it  
in my basket I thought,  
what if I fall off my bike  
& break it?

So I drank it all outside  
the shop

Good thing I did, I fell off  
the bike 7 times on the  
way home 13:24 ✓


# HUMOUR

I understand how  
cars work.

Aeroplanes are way over my head.

THE FACT THAT  
THERE'S A  
HIGHWAY TO HELL  
AND ONLY A  
STAIRCASE TO HEAVEN  
SAYS A LOT  
ABOUT ANTICIPATED  
TRAFFIC NUMBERS

I see people  
around my age  
mountain  
climbing, I feel  
good getting  
my leg through  
my underwear  
with out losing  
my balance



Until now, I never understood why  
you got so excited when someone  
walked past the house."

A BIKE IN TOWN  
KEEPS RUNNING  
ME OVER  
IT'S A  
VICIOUS CYCLE

Wife: "The car is not  
starting. Dashboard  
shows the sign of a  
person sitting on toilet."  
Husband: "What...??  
Send me a picture."



Due to the massive  
increase in deliveries,  
FedEx and UPS have  
joined forces and are  
now Fed-Up.

A VACUUM CLEANER  
SALESMAN KNOCKED ON  
MY DOOR.

BEFORE I SPOKE HE TIPPED  
A BUCKET OF DOG SHIT  
OVER MY CARPET AND  
SAID,

"IF THIS VACUUM DOESN'T  
REMOVE EVERY TRACE OF  
IT I'LL PERSONALLY EAT  
WHAT'S LEFT."

I REPLIED,  
"I HOPE YOU'RE HUNGRY  
BECAUSE THEY CUT OFF  
MY ELECTRIC THIS  
MORNING!"



# New caption Competition



"I said Puppet, not Muppet Show"

"And you can't even see the wires"

## Answers to last week's "SHED" Quiz

- |     |   |                       |
|-----|---|-----------------------|
| 1.  | The Shed is the home of which Football Club?  | Chelsea               |
| 2.  | What do we call a tree that sheds its leaves in the autumn?                         | Deciduous             |
| 3.  | “Don’t shed a tear” is a song by which English musician?                            | Paul Carrack          |
| 4.  | .Which reptile sheds it skin up to 4 times per year?                                | Snake                 |
| 5.  | Which business is based at 105 Brereton Road Rugeley?                               | A51 Sheds and Fencing |
| 6.  | Which word means to arrange or plan (an event) to take place at a particular time?  | Schedule              |
| 7.  | The song “shed a little light” is by which singer?                                  | James Taylor          |
| 8.  | “The boy on the shed” is an autobiography of which Newcastle United footballer?     | Paul Ferris           |
| 9.  | Der Schuppen means the shed in which language?                                      | German                |
| 10. | Which breakfast cereal is made from whole wheat formed into pillow-shaped biscuits? | Shredded wheat        |