

Read 'awl' about it

The Lockdown Newsletter from the Cannock Chase Shed

ISSUE No.6



This week...

- What have Shed members been up to?
- A garden chair from scrap wood
- Photos from the garden.
- PVC pipe hacks
- Shed news: Easyfundraising
- Pets Page
- 'Shed' quiz
- Humour page
- New Caption Competition
- 'Body parts' Quiz Answers



Submissions and suggestions to:

annewallbank@talktalk.net

01543 520452

07526 636194

What have Shed members been up to this week?

Eric has been pretty busy painting painting this child's size garden furniture, as well as rescuing a stool from his daughter's shed, and breathing new life into it. First he gave it a fresh coat of paint, and then, with help from his wife, re covered it with fresh fabric..



Phil has re-purposed an unwanted filing cabinet into a potato planter. He removed the drawers, boarded up the bottom and moved the castors to the back, which he also drilled drainage holes in.

We look forward to seeing the crop, later in the year....



Graham has been working his magic on some garden furniture too...



Before



After

A nice hammock - shame there's no table to put your drink on. Never mind, eh?

IZZY WIZZY, lets get busy - 2 pieces of scrap wooden banister rails and as if by magic - somewhere to put your drinks on, while you're watching the fish.

Garden Chairs from Scrap Wood

The story continues...



Last week saw the pile of scrap wood, saved from a skip, grow into half a garden chair. The plans for the chair came from Ana White's website which is well worth a look if you haven't come across it before.



The site has hundreds of straightforward plans, which are graded by level of difficulty, with clear, easy to follow instructions. They are designed to make projects economical and manageable, especially for the novice. We had to customise the plans as we went along, to suit the sizes of timber that we had available.

The construction of the chair was easy to follow, with just a few angles to cut. Each pair of legs was attached by an arm support on the outside, and a seat support on the inside. Then these were joined together with a facing piece, and the seat slats were fixed in place. So far so good.



Next we had to shape the back slats (we used old bed slats for these) and fix them to the widthways pieces. The lower of these was fixed into the seat support section, and an additional cross-piece fitted between the back legs to support the seat back. All that remained was to cut and attach the arms, and our first chair was complete. I have to say, we were pretty pleased with ourselves.



There was easily enough wood left for a second chair, I thought, except for the seat and back slats. So we decided to dismantle our wobbly garden bench, and use the slats from that (we ended up 'borrowing' three slats from our second bench too).

Confident after our first success, we decided that we could improve on the design of our second chair by fanning out the back slats – it couldn't be that hard, could it? Well, it turns out there is a good reason Ana White didn't make her chair this way. It introduces some rather more complicated angles, and chunks (sorry) carefully measured notches, have to be cut out of the two outer back slats and the arms.



I like a challenge, and the design and planning of projects is pretty much my domain anyway, so Gav left me to it. After some lengthy deliberation, pencil chewing, extended coffee breaks and general procrastination, I finally bit the bullet. I used offcuts to gradually refine the cuts until I was happy with them. I realised after I'd finished, that if I had used the cardboard template I made for the arms it would have saved me a lot of time, but I was still quite proud of myself, because it

was done. Usually the project would have stalled at this point, and I would have spent weeks deliberating how best to do it. It's not perfect by any means, there are plenty of mistakes, if you know where to look, but it was definitely worth the effort.




So as I sit here, preparing this newsletter, Gav is outside giving the chairs their second coat of paint – and I think they look great!

Not bad for a pile of scrap wood – and the added bonus is we now have a bit more space in the garage.





For plans, or more information on Ana White, just search her name on the internet, facebook, instagram or pinterest.

Anne



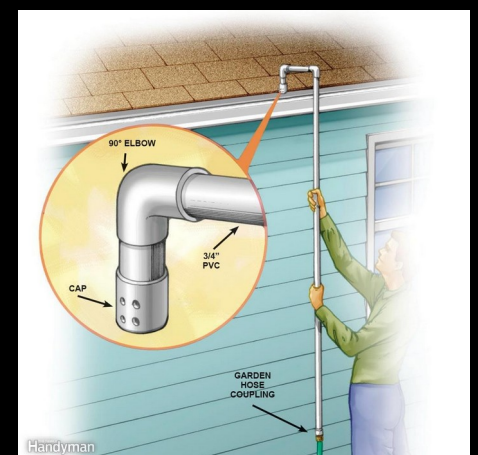


Pictures taken in my garden, over the last 12 months or so, with a pretty basic point and press camera. If you are finding that you have time on your hands, why not go into your garden (if you have one) and snap some pics of what you find.



Anne

(The world's first giant flying slug...)

PVC Pipe Hacks



Shed News

Website Photos

Thank you to: Phil, Anne, Barry & Dave for their photos, now displayed on our website gallery.

Please have a look and send me any you have, especially completed projects, with a brief annotation.

Pete Ross

Email: exwoodsetton@gmail.com

Raise funds for the Cannock Chase Shed by shopping with



Avril, our fundraiser, has set up an account for the Shed with This means that each time we, or other Cannock Chase Shed supporters, shop online (with thousands of different retailers) a donation is made to the Shed.

If you would like to register as a supporter, or would just like more information, please contact Avril at: tuktawa@hotmail.com

Our Shed is safe and well

Graham has been to the Shed, and would like to reassure members that although we don't have access to the keys due to the museum being closed, as far as he could tell the Shed was secure and exactly as we left it.

Our Newsletter needs your help

We are now up to issue 6 of our Lockdown Newsletter.

In order to keep the content relevant to members, suggestions and submissions are urgently required, as my knowledge and experience is pretty limited.

If you have a suggestion of your own, or feel able to contribute on one of the following topics, I would be very grateful. This can be very informal – A quick chat on the phone, or a few notes in an email – I can then add pictures and work it up into an article.

Suggestions:


- ✂ Desert Island tools – which 5 tools would you save from a sinking ship?
- ✂ DIY disasters ✂ Past projects I'm proud of ✂ Tools I bought but never use
- ✂ Motoring memories – my best / worst car, breakdowns, journeys, anecdotes
- ✂ Dream projects – what was or would be your dream project?
- ✂ Readers' letters ✂ factual articles ✂ holiday or experience of a lifetime
- ✂ Anything technical

(Thanks Leslie, for the ideas)

Thank You, Anne

Pets' Page

Pete Ross



Dexter dog - I don't think he appreciated the non-slip socks to help him walk on the laminate flooring. We tried, but they only lasted 1 night! Dexter was a 5 month-old rescue Border Collie cross from Colton Border Collie Trust. He lived with us for 15 years.



Toffee cat - "Bah.... Humbug" - but he lived with us for 19 years.


Anne



Alfie came from Birmingham Dogs Home. We don't know what breed he is, but people often say they can see husky or akita in him. He has always been a talented escape artist, able to jump 5

ft fences and open doors. He once jumped fences through 6 consecutive gardens, before we were able to retrieve him.

Jazzie came from Aldridge Animal Rescue when she was around 12 months old. She was always very affectionate and playful. When we mowed the lawn, she would keep dropping her ball right in front of the mower, so we'd have to kick it out of the way. She'd catch it, bring it back and put it straight back in front of the mower again.



**Your pet
could be
here**

Just send in a photo and / or a few words about your pet, or phone and tell me about your pet.

annewallbank@talktalk.net



01543 520452

07526 636194

'The Shed' Quiz

1. The Shed is the home of which Football Club?
2. What do we call a tree that sheds its leaves in the autumn?
3. "Don't shed a tear" is a song by which English musician?
4. Which reptile sheds its skin up to 4 times per year?
5. Which business is based at 105 Brereton Road Rugeley?
6. Which word means to arrange or plan (an event) to take place at a particular time?
7. The song "shed a little light" is by which singer?
8. "The boy on the shed" is an autobiography of which Newcastle United footballer?
9. Der Schuppen means the shed in which language?
10. Which breakfast cereal is made from whole wheat formed into pillow-shaped biscuits?
11. In textile weaving the term 'shed' refers to:
 - a. A vertical loom
 - b. The process of removing the weaving from the loom
 - c. The gap between the warp through which the weft is passed?
12. Name the 1990s Alternative Rock band 'Shed _____'?
13. In which decade was 'The Ladybird Book of The Shed' published?
14. Which children's author famously did his writing in a garden shed, using pencil and yellow paper?
15. Who is the host of the channel 4 TV programme 'Amazing Spaces Shed of the Year'?

Many thanks to Dave and Maggie Causer for providing our weekly quiz.



HUMOUR



A recent study has found that women who carry a little extra weight live longer than the men who mention it.



New caption Competition



Last Caption
comp winner:

"I was only
thinking 'outside
the box' "

Congratulations
to Pete Ross

Body Parts Quiz Answers

1. Symbol of St Valentine **HEART**
2. The fruit of the rose **HIP**
3. A red bean **KIDNEY**
4. For coconuts and dates **PALM**
5. Plum extractor **THUMB**
6. Did it grow in Eve's garden? **ADAM'S APPLE**
7. What? From a stone? **BLOOD**
8. They are not really green **FINGERS**
9. Fred and Ginger danced to this **CHEEK 2
CHEEK**
10. Knit one pearl one, knit one purl one **RIB**
11. Carpenters use them **NAILS**
12. Two are big, two are small, six are in between **TOES**
13. Noddy's friend had big ones **EARS**
14. ... and Daddy's were long **LEGS**
15. A chain has sixty-six **FEET**
16. ... a clock has only one **FACE**
17. ... while Kojak has none **HAIR**
18. ... and poor Jack broke his **CROWN**
19. Shylock wanted a pound of it **FLESH**
20. A fish **SOLE**
21. It's olfactory **NOSE**
22. Bovine baby **CALF**
23. Attach with IX **APPENDIX**
24. Meaty cord **HAMSTRING**
25. Common to violins, wasps and most ships **WAIST**
26. Important channel of transport **ARTERY OR
ALIMENTARY CANAL**
27. Held by the Beatles **HAND**
28. Luggage box **TRUNK**
29. Quarter, full or half **BACK**
30. This deep in daises **KNEE**
31. The place for treasure **CHEST**
32. A place of worship **TEMPLE**
33. School child **PUPIL**
34. Seen on a saw **TEETH**
35. May be smacked or licked **LIPS**
36. ... and beaten, high or low **BROW**
37. Presley with a "p" **PELVIS**
38. Has Q33 in its centre **EYE**
39. Soldiers carry them **ARMS**
40. ... and march like this **INSTEP**
41. ... on this **STOMACH**
42. It's hard on the motorway **SHOULDER**
43. This is comical **HUMERUS**
44. Some things are said to give you a pain in this **NECK**
45. And some are said to go with Q9 **TONGUE**
46. Keep it under your hat **HEAD**
47. A weak spot **ACHILLES HEEL**
48. Leather or fur **SKIN**
49. Take it on this **CHIN**
50. Almost a saint **PANCREAS**

Our apologies for the error in Q25 in last weeks' Newsletter